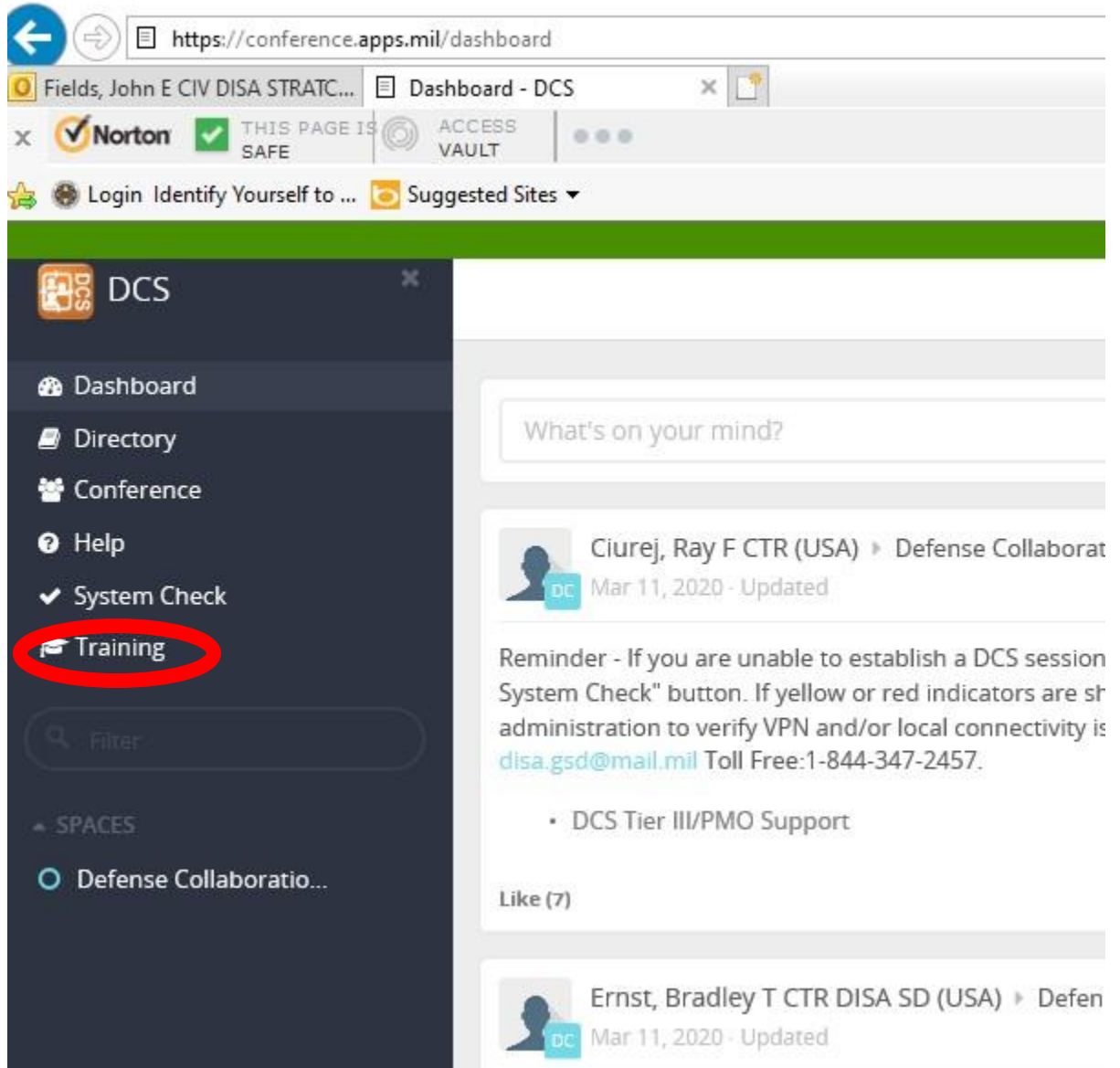
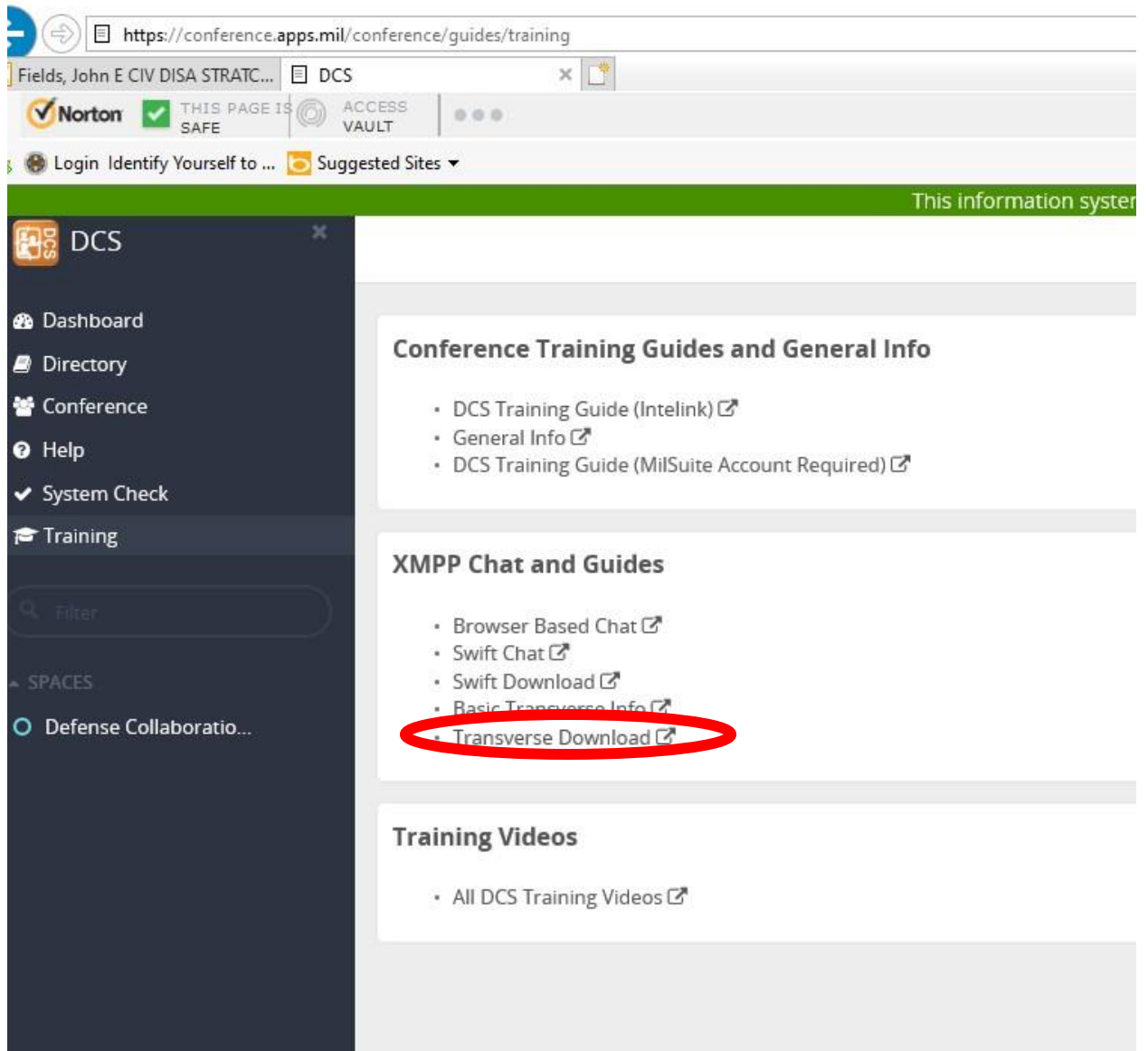


## Transverse Instructions

1. Open a browser and go to <https://conference.apps.mil>. Click on the "Training" link





2. Follow the link to "Transverse Download". This will take you to an Intelink site. Login into Intelink with your PIV certificate (will also work with email certificate). Page should look like this:

https://intelshare.intelink.gov/sites/afri-idhs/web/Forms/AllItems.aspx?RootFolder=%2fsites%2fafri%2didhs%2fweb%2fcg%2fsoftware%2ftv%2f19&FolderCTID=0x12291032-0000-0000-0000-000000000000

Fields, John E CIV DISA STRATC... DCS 19 - All Documents

Norton THIS PAGE IS SAFE ACCESS VAULT

Login Identify Yourself to ... Suggested Sites

Security Banner This page contains dynamic content – Highest Possible Classification is UNCLASSIFIED

Intelink Blogs eChirp Inteldocs Intellipedia Search More

SharePoint

BROWSE FILES LIBRARY

AFRL - Intelligence Data Handling Systems EDIT LINKS

tv 19

Home Documents Site Contents vdl cg Homepage EDIT LINKS

Site Collection Admins Kovacs Matthew DOD CON - ma... Vermilya Wayne DOD - wayne...

+ new document or drag files here

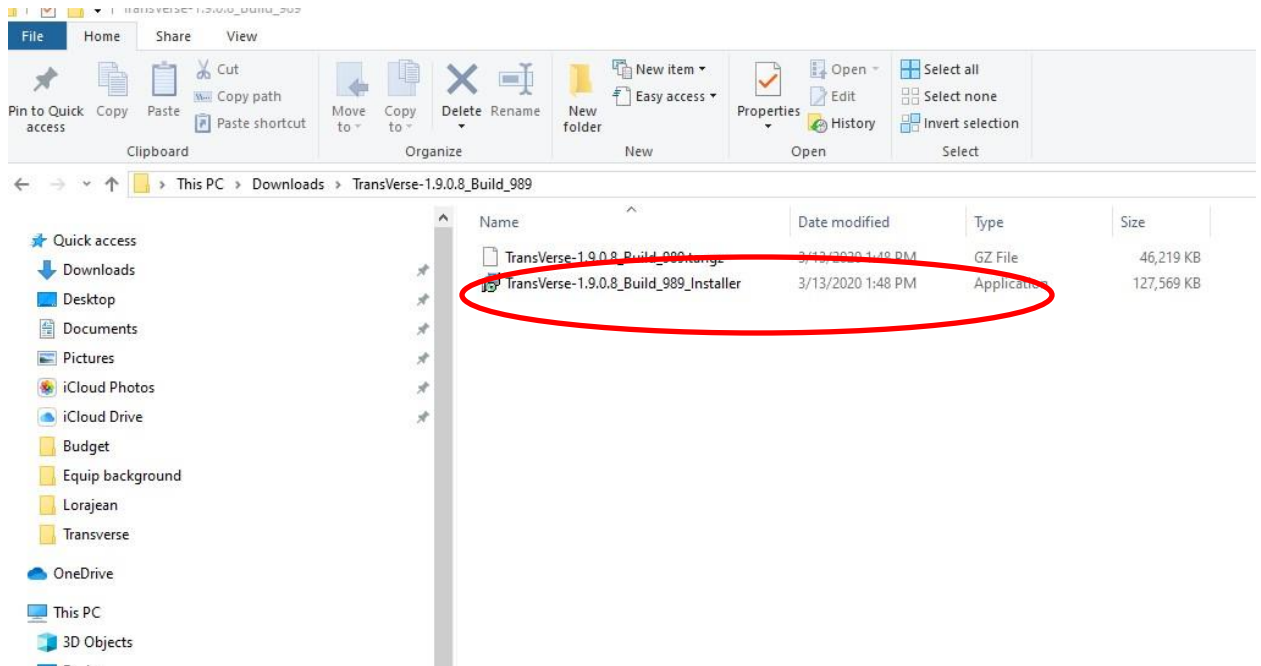
All Documents Find a file

Name	Modified	Modified By
audio-win64_1.9.0.2	October 15, 2018	Vermilya Wayne DOD - wayne.a.vermilya
TransVerse_1.9.0.2_Installer.exe	October 17, 2018	Vermilya Wayne DOD - wayne.a.vermilya
TransVerse-1.9.0.2_Build_836_Linux	October 17, 2018	Vermilya Wayne DOD - wayne.a.vermilya
TransVerse-1.9.0.7_Build_955	October 17, 2018	Vermilya Wayne DOD - wayne.a.vermilya
TransVerse-1.9.0.8_Build_989	October 23, 2019	Vermilya Wayne DOD - wayne.a.vermilya
Whiteboard_1.9.0.2	October 15, 2018	Vermilya Wayne DOD - wayne.a.vermilya

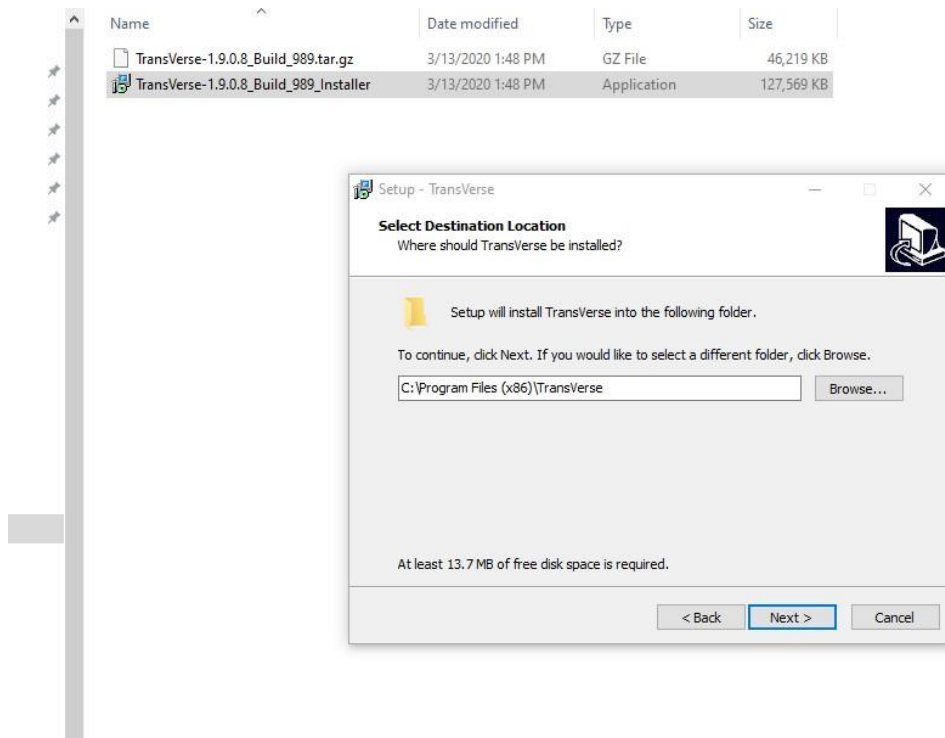
Use of this U.S. Government system, authorized or unauthorized, constitutes consent to monitoring of this system. Evidence of unauthorized use collected during monitoring may be used for administrative purposes.

Security Banner This page contains dynamic content – Highest Possible Classification is UNCLASSIFIED

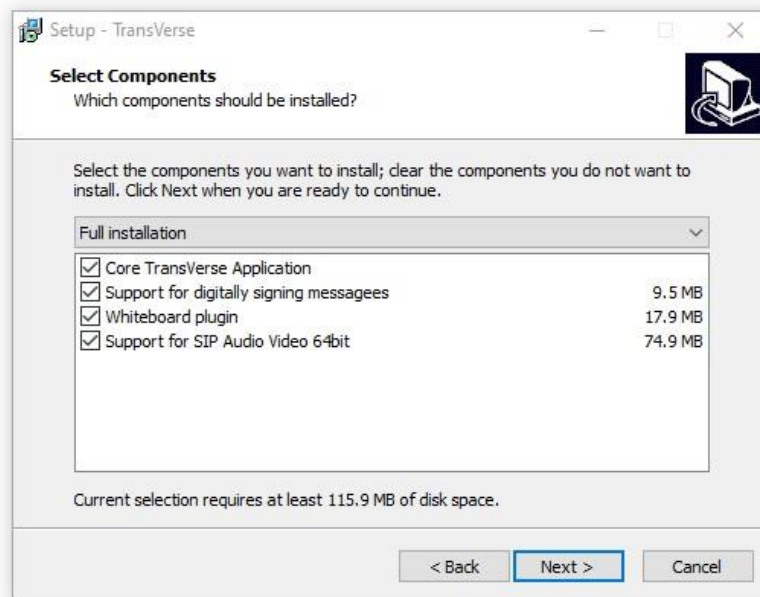
3. You will need to download the Transverse 1908 build 989 folder. You can double click it or right click – save as. Save the file into your Downloads folder.



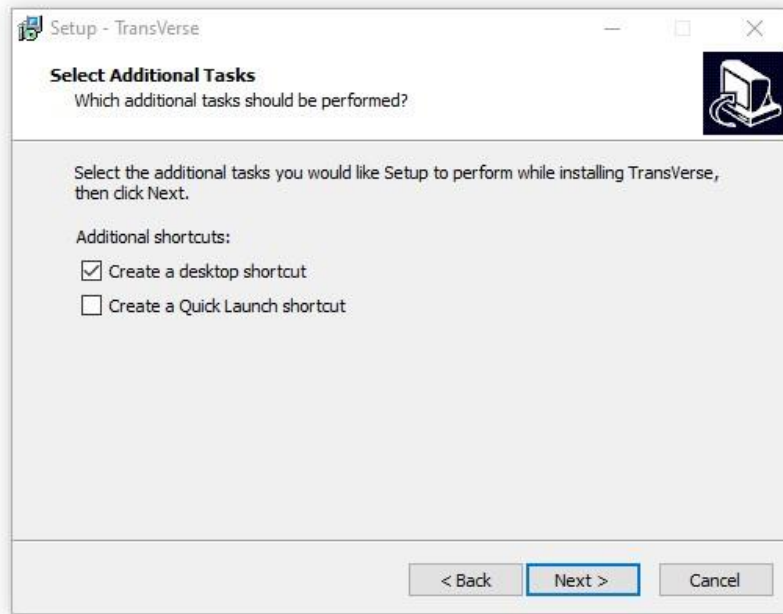
- Once you have it downloaded, double click the folder to extract all files. Two files should unzip. You will want to double click or run the “installer” file .
- You will have to select the install Language. It defaults to “English”
- You will have to accept the license agreement
- You will have to select the Destination location. The default location is fine.



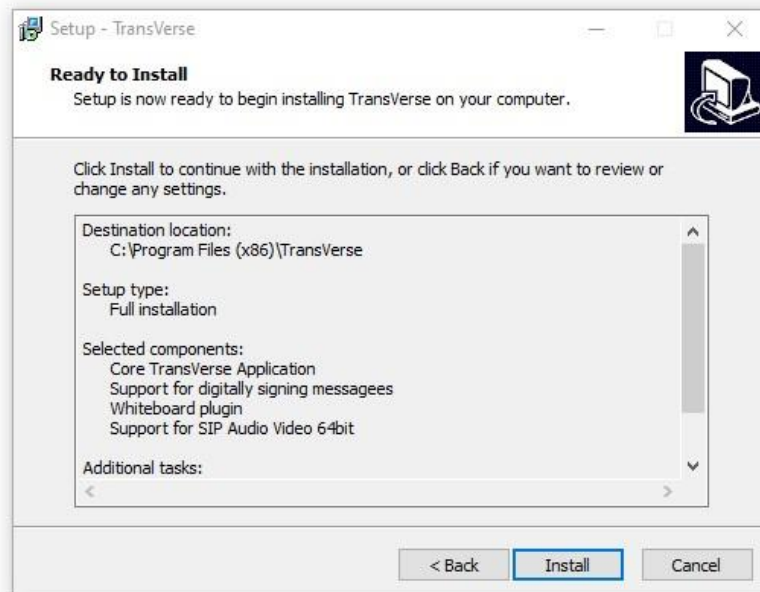
8. You will be asked to select what components to install. The default selections are fine. Click "Next"



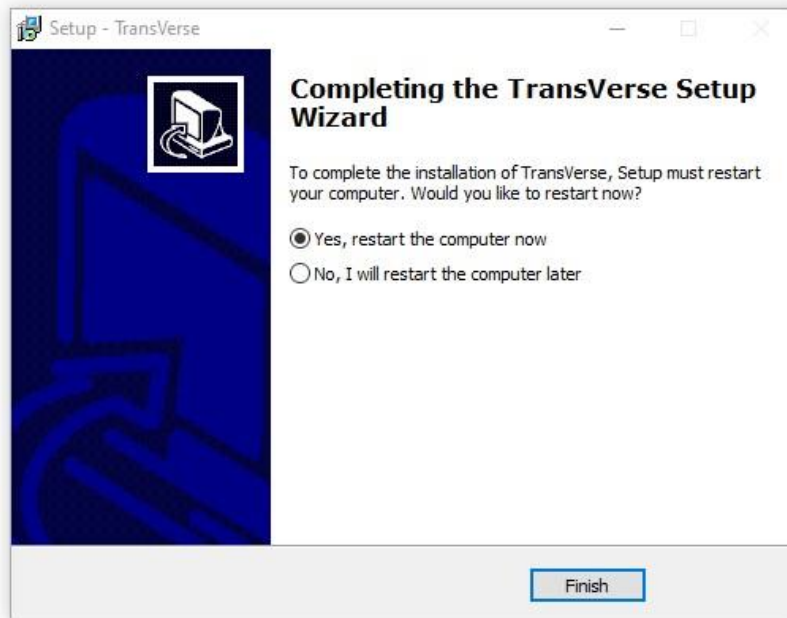
9. It will ask if you want to create a shortcut



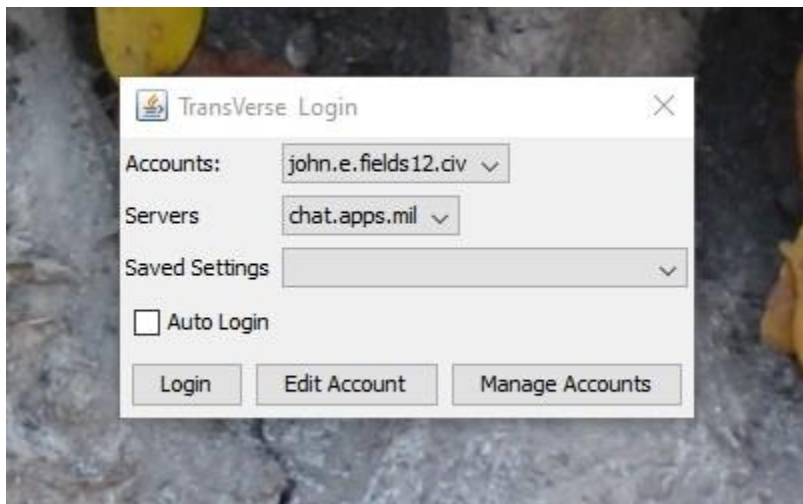
10. The "Ready To Install" window appears



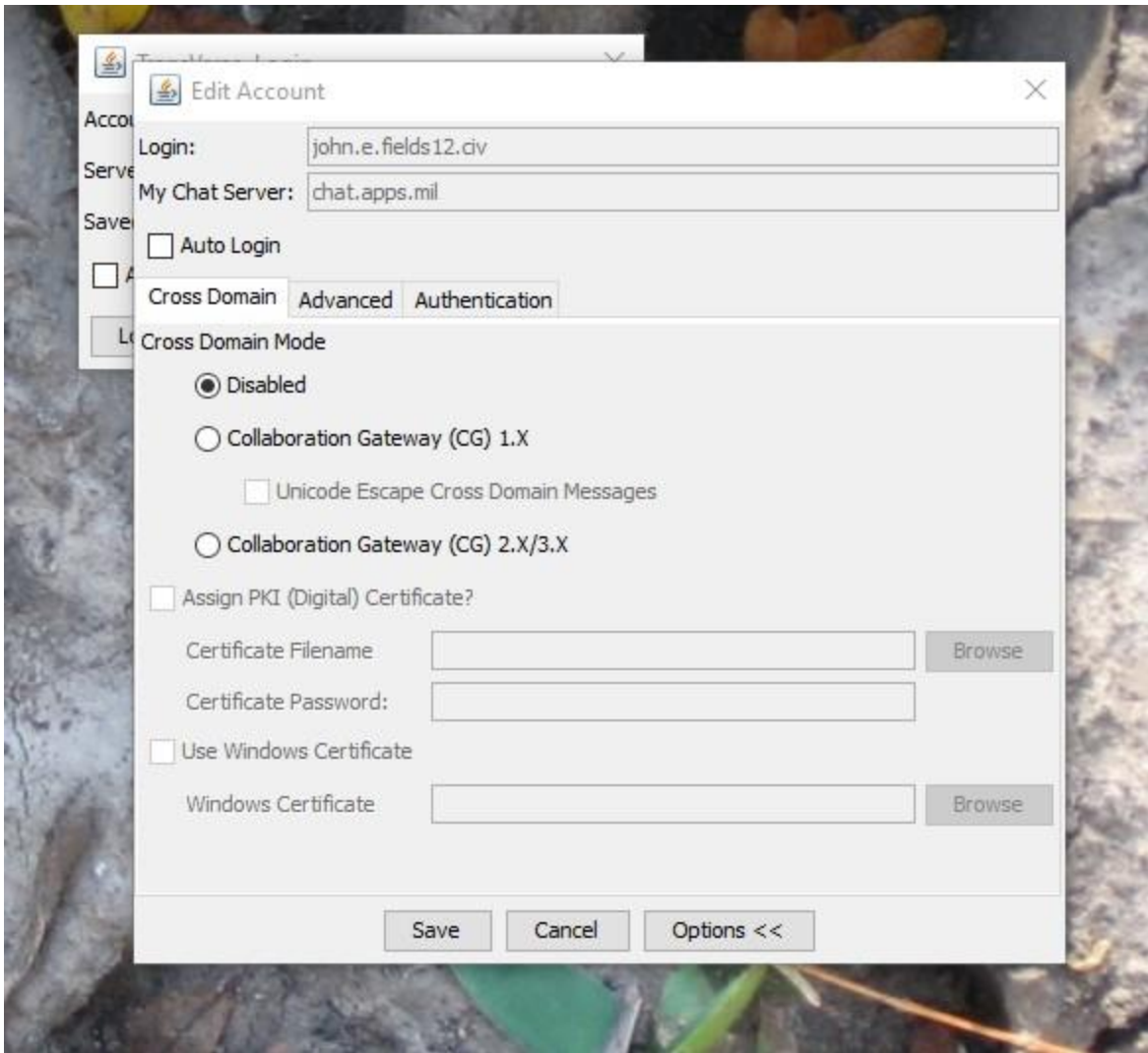
11. You will have to restart your PC once installation is done



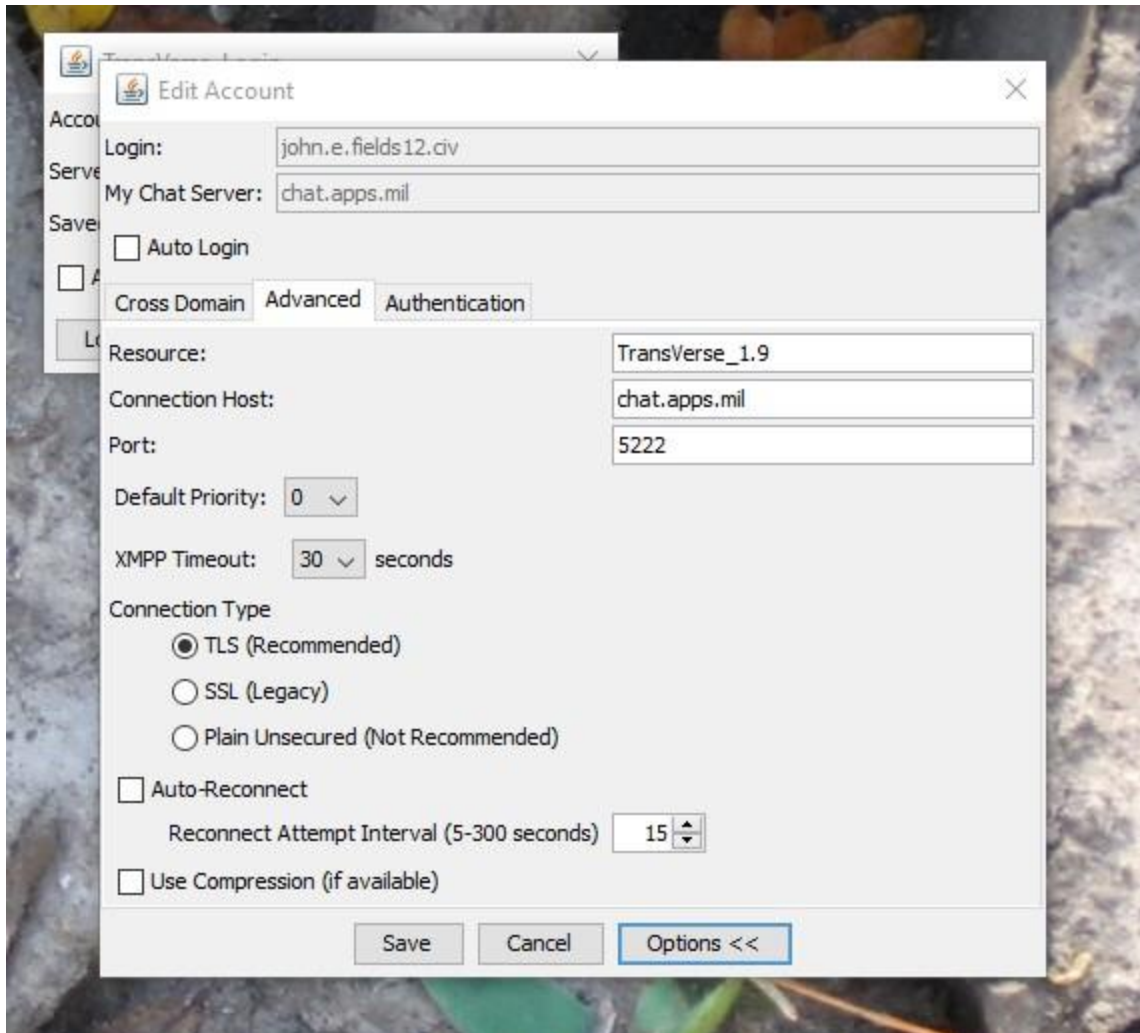
12. After Restart, click on the Transverse shortcut on your desktop. You will have to configure the client for use the first time. Your account will be the same as your DEE email information. It includes everything to the left of the @ sign in your email address (ie: [john.e.fields12.civ@mail.mil](mailto:john.e.fields12.civ@mail.mil) is my email address, john.e.fields12.civ is my Transverse account). You also have to enter chat.apps.mil as the server name. See below:



13. The first time you login there will be a button labeled "Options" in the lower right side of the login window. Click on "Options" and the three tabs below will be displayed. Match these settings within your client. Use your account name...





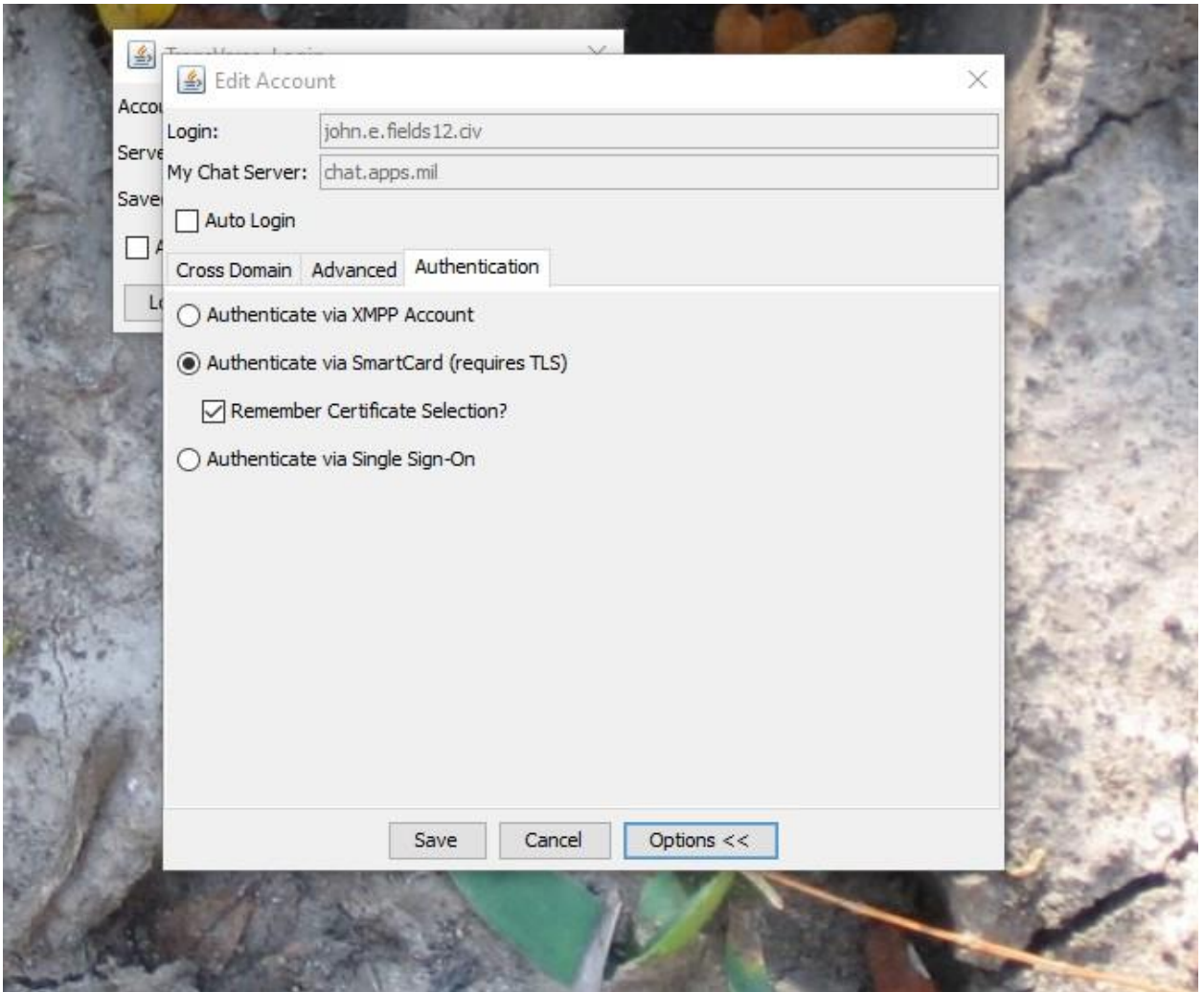


**Pay close attention to the Next PIC of the last Tab labeled “Authentication”.**

**DO NOT CLICK ON “REQUEST NEW ACCOUNT”. Make sure the settings match the pic below and then click on “LOGIN”.**

**Repeat: Click on “Login” and DO NOT CLICK ON “REQUEST NEW ACCOUNT”.**

Note – I already had an account so the picture is slightly different than yours. It does not show the “request new account” or “Login” buttons. Any questions call me...



14. Transverse should login and and you will see the user page. Click on the "My Places" tab, expand the "My Server" folder, scroll down to find stratcom\_ rooms. You can right click on the "My Server" folder to add your own room for use with your team. Ensure you label it stratcom\_roomname.

disa\_st\_telework

My Contacts (8)

- ▼ DFO
  - brian.c.pickett1.div
- ▼ DISA HQ
  - Bahan, Reem S CTR DISA IE (US)
  - Che, Ngocthuy T CIV DISA BD (US)
  - Frommiller, Kevin T CTR DISA IE (US)
  - Kurz, Karl R CIV DISA EIS (US)
  - Pettis, Brent M CTR USARMY HQDA
  - Robinson, Donald F (Don) CIV DISA
- ▼ No Group
  - Baldwin, Paul W LTC USARMY DISA
  - Cook, Joseph T (Joe) CIV DISA CE
- ▼ STRATCOM
  - guy.w.schaefer.ctr

- My Places
  - Favorites
    - disa\_st\_telework
  - Hyper-Rooms
    - My Server [3752]
      - !!!!\_US\_Space\_Force\_Recruiting\_Station
      - !!!!lrgfsc
      - !!!!thecir detesting\_bliss
      - !!EOD!!
      - !open\_malware\_analysis\_talk!
      - !#doge
      - !Application Migration Team One
      - !Application Migration Team Two
      - !coronavirus!
      - !dhasouthwestcsd
      - !DMDC\_QA\_Automation
      - !DMDC\_QA\_Automation\_Dev
      - !marketplace
      - !marketplace-watercooler
      - !NAVAIR Cyber Space Work Force
      - !navy\_cyber\_security\_\_open\_to\_all\_
      - !nw\_marketplace\_site\_support
      - !unix\_common\_faqs
      - ##efmpm
      - ##supplead
      - ##suppleads
      - ##trainees
      - ##bros\_only-no\_tseries##
      - ##c303##
      - ##suppleads
      - ##testing
      - ##0681\_MGySgt\_Community
      - ##06xx\_communications
      - ##1MAW\_G3\_Operations
      - ##3bn\_7marines\_s6
      - ##aaoc\_mpfex-20\_tac\_1
      - ##aaoc\_mpfex-20\_tac\_2
      - ##aaog\_mpfex-20\_tac\_1
      - ##aaog\_mpfex-20\_tac\_2
      - ##arcyber\_acoic\_24\_7\_365
      - ##bf\_test
      - ##capd\_workspace
      - ##ce\_int\_main
      - ##ce\_resourcesteam
      - ##cg18\_marfor\_aviation
      - ##cgcyber-nosc
      - ##cm1
      - ##cyber\_cell\_ctrs
      - ##dayton\_cmo\_ogae\_drpm
      - ##dirtytonyandtheboys
      - ##dirtytonyandtheboyz
      - ##emass\_t3\_production
      - ##